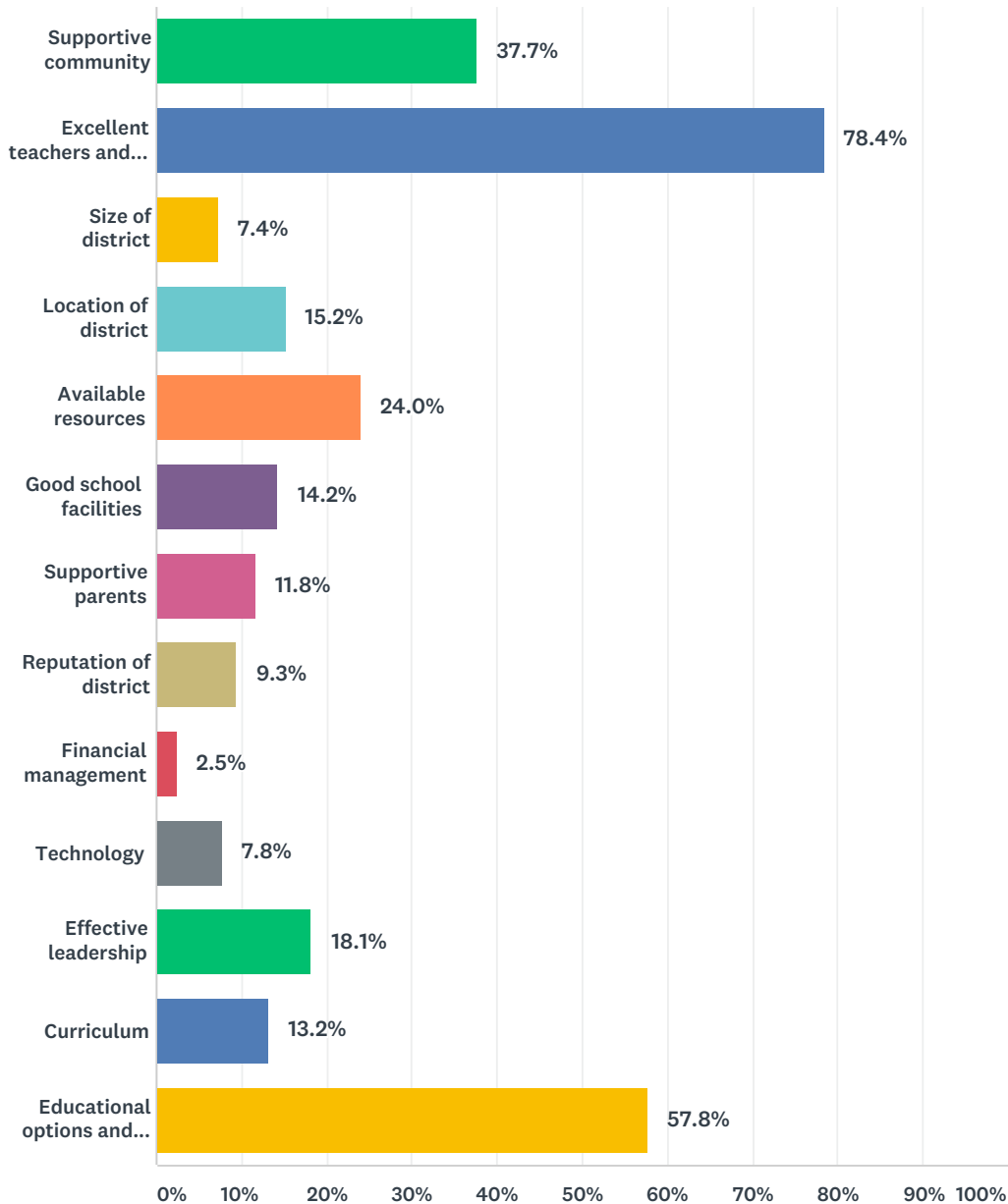


Q1 Select from the list below the three most significant strengths of Harrisonburg City Public Schools:

Answered: 204 Skipped: 2



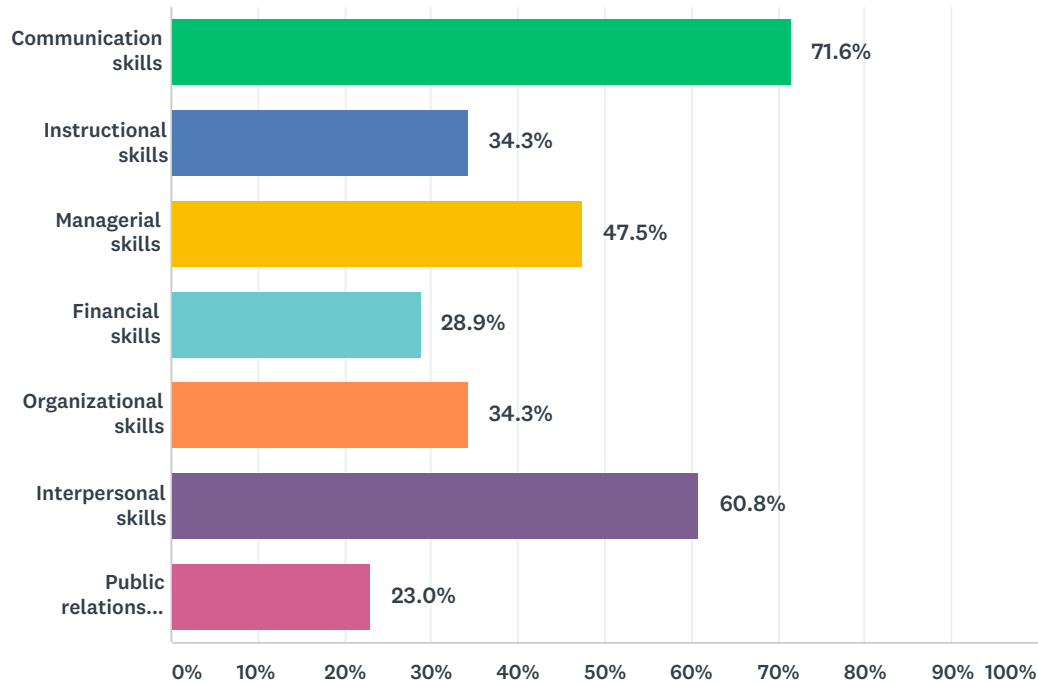
ANSWER CHOICES	RESPONSES	
Supportive community	37.7%	77
Excellent teachers and staff	78.4%	160
Size of district	7.4%	15
Location of district	15.2%	31
Available resources	24.0%	49

Harrisonburg City Public Schools Superintendent Search Survey

Good school facilities	14.2%	29
Supportive parents	11.8%	24
Reputation of district	9.3%	19
Financial management	2.5%	5
Technology	7.8%	16
Effective leadership	18.1%	37
Curriculum	13.2%	27
Educational options and programs	57.8%	118
Total Respondents: 204		

Q2 Select from the list below the three most important leadership skills you would like a superintendent to have:

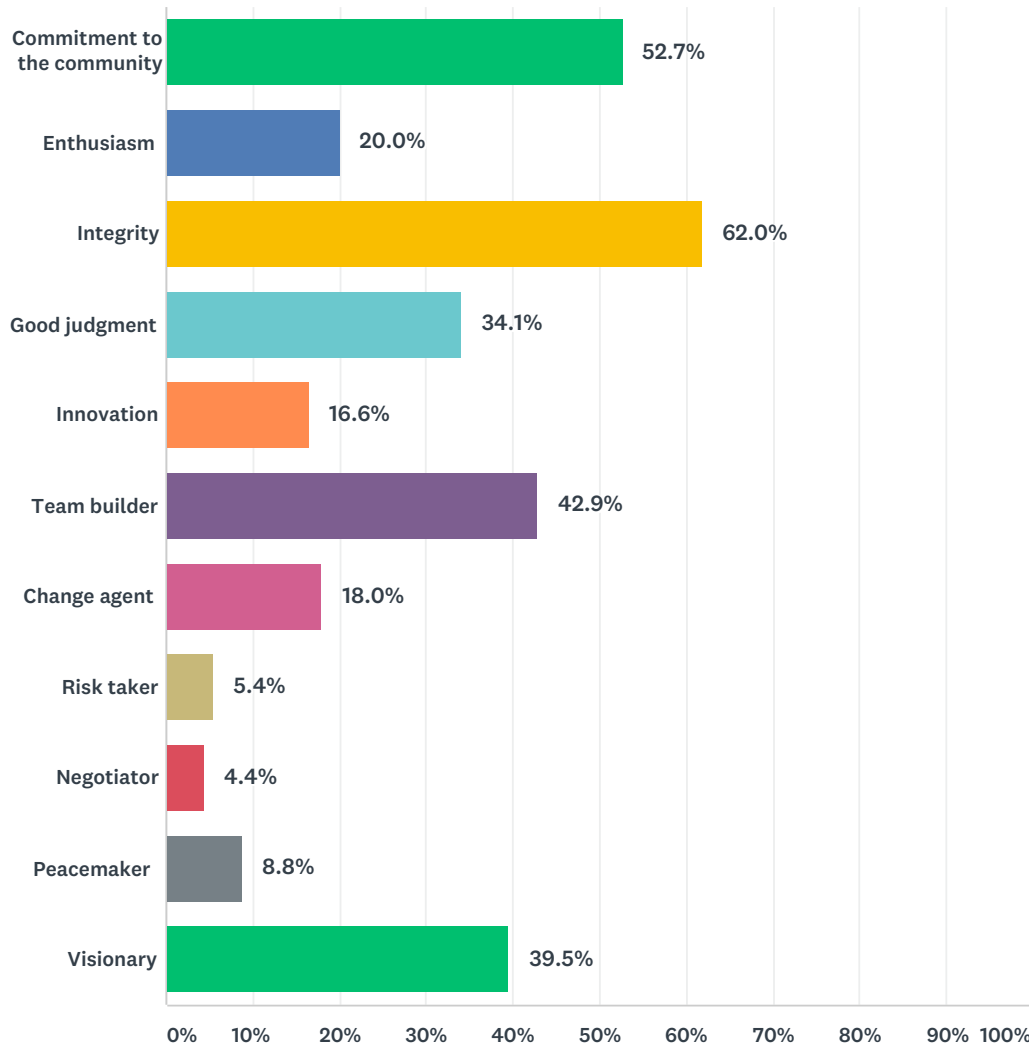
Answered: 204 Skipped: 2



ANSWER CHOICES	RESPONSES	
Communication skills	71.6%	146
Instructional skills	34.3%	70
Managerial skills	47.5%	97
Financial skills	28.9%	59
Organizational skills	34.3%	70
Interpersonal skills	60.8%	124
Public relations skills	23.0%	47
Total Respondents: 204		

Q3 Select from the list below the three most important characteristics you would like a superintendent to exhibit:

Answered: 205 Skipped: 1



ANSWER CHOICES	RESPONSES	
Commitment to the community	52.7%	108
Enthusiasm	20.0%	41
Integrity	62.0%	127
Good judgment	34.1%	70
Innovation	16.6%	34
Team builder	42.9%	88
Change agent	18.0%	37
Risk taker	5.4%	11
Negotiator	4.4%	9

Harrisonburg City Public Schools Superintendent Search Survey

Peacemaker	8.8%	18
Visionary	39.5%	81
Total Respondents: 205		

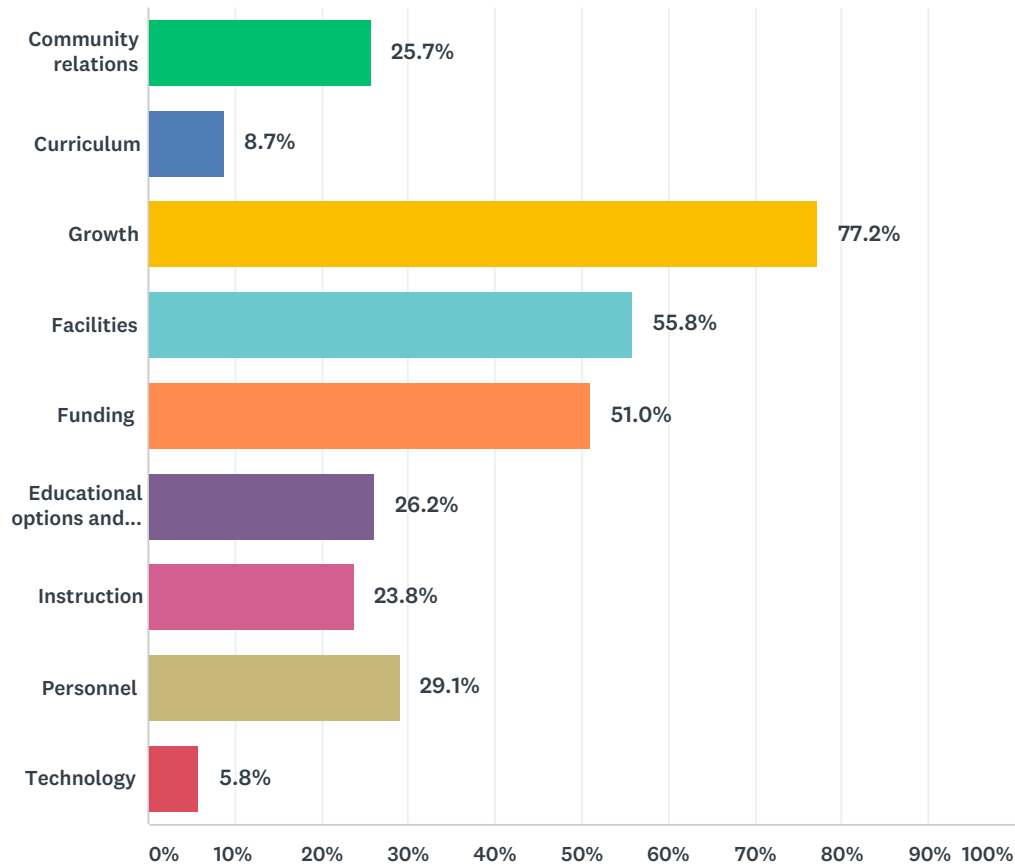
Q4 For each of the items below, indicate whether you believe the item is either extremely important, important, or not important in the new superintendent:

Answered: 205 Skipped: 1

	EXTREMELY IMPORTANT	IMPORTANT	NOT IMPORTANT	TOTAL
Doctorate degree	21.2% 43	51.7% 105	27.1% 55	203
Experience as a superintendent with a proven record of success	39.7% 81	50.0% 102	10.3% 21	204
Experience as a superintendent in a district of similar size	24.4% 50	48.8% 100	26.8% 55	205
Experience as an assistant superintendent	22.5% 45	53.5% 107	24.0% 48	200
Experience as a district level administrator	32.0% 65	56.2% 114	11.8% 24	203
Experience as a principal	45.3% 92	42.4% 86	12.3% 25	203
Experience as a classroom teacher	70.1% 143	23.5% 48	6.4% 13	204
Experience in finance	22.1% 45	68.1% 139	9.8% 20	204
Experience in personnel	38.4% 78	55.7% 113	5.9% 12	203
Experience in instruction	54.1% 111	42.0% 86	3.9% 8	205
Experience in facility construction and management	22.1% 45	58.8% 120	19.1% 39	204
Experience with technology	18.2% 37	60.1% 122	21.7% 44	203
Experience in a multi-cultural environment	78.0% 160	18.0% 37	3.9% 8	205
Experience in strategic planning	50.7% 103	46.8% 95	2.5% 5	203
Experience in the Southeast	2.9% 6	24.5% 50	72.5% 148	204

Q5 What do you consider to be the three most important issues or concerns facing the Harrisonburg City Public Schools in the next five years?

Answered: 206 Skipped: 0



ANSWER CHOICES	RESPONSES	
Community relations	25.7%	53
Curriculum	8.7%	18
Growth	77.2%	159
Facilities	55.8%	115
Funding	51.0%	105
Educational options and programs	26.2%	54
Instruction	23.8%	49
Personnel	29.1%	60
Technology	5.8%	12
Total Respondents: 206		

Q6 Please indicate all which apply to you:

Answered: 205 Skipped: 1

ANSWER CHOICES	RESPONSES	
I live in the Harrisonburg City Public Schools attendance area..	65.9%	135
My children attend schools in the Harrisonburg City Public Schools system.	42.4%	87
My children attended schools in the Harrisonburg City Public Schools system.	19.0%	39
I am a student in a school in the Harrisonburg City Public Schools system.	0.0%	0
I represent a current non-child household.	22.9%	47
I volunteer in Harrisonburg City Public Schools.	17.6%	36
I am retired.	3.9%	8
I hold an elected political office.	0.0%	0
I am employed by the Harrisonburg City Public Schools system.	62.9%	129
I am not employed by the Harrisonburg City Public Schools.	27.8%	57
Total Respondents: 205		

Q7 If you are employed by Harrisonburg City Public Schools, please specify your position:

Answered: 130 Skipped: 76

ANSWER CHOICES	RESPONSES	
Teacher	62.3%	81
Administrator	6.9%	9
Other certified staff	17.7%	23
Support staff (includes secretary, instructional assistant, custodian, bus driver, food service, maintenance)	12.3%	16
Other	3.8%	5
Total Respondents: 130		